

CHORD PROGRESSIONS USING THE NASHVILLE NUMBERING SYSTEM

PROGRESSION	STYLE	Example 1	Example 2
1 - 4 - 5 - 1	Happy	C - F - G - C	G - C - D - G
1 - 6 - 4 - 5	Romantic	C - Am - F - G	G - Em - C - D
1 - 5 - 6 - 4	Catchy	C - G - Am - F	G - D - Em - C
2 - 5 - 1	Jazzy	Dm7 - G7 - C	Am7 - D7 - G
1 - 6 - 2 - 5	Nostalgic	C - Am - Dm - G	G - Em - Am - D
1 - 3 - 4 - 5	Bright	C - Em - F - G	G - Bm - C - D
1 - 4 - 6 - 5	Pop	C - F - Am - G	G - C - Em - D
1 - 3 - 6 - 4	Dreamy	C - Em - Am - F	G - Bm - Em - C
6 - 4 - 1 - 5	Comforting	Am - F - C - G	Dm - Bb - F - C
1 - Flat 7 - 4	Gritty	C - Bb - F	F - Eb - Bb
4 - 5 - 1 - 6	Energetic	F - G - C - Am	C - D - G - Em

THE NASHVILLE NUMBERING SYSTEM

- Common way for understanding music theory
- Applies to any instrument including the ukulele
- Shorter and quicker way to write and communicate song charts/chord
- Allows you to transpose any song

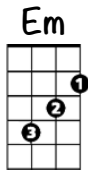
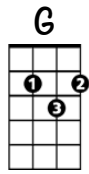
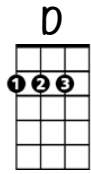
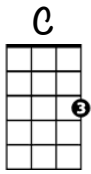
What you need to know:

Common Chord Families for Ukulele

1	2	3	4	5	6	7
MAJOR	minor	minor	MAJOR	MAJOR	minor	diminished
C	Dm	Em	F	G	Am	B°
D	Em	F#m	G	A	Bm	C#°
E	F#m	G#m	A	B	C#m	D#°
F	Gm	Am	Bb	C	Dm	E°
G	Am	Bm	C	D	Em	F#°
A	Bm	C#m	D	E	F#m	G#°
Bb	C#m	D#m	E	F#	G#m	A°

Common substitutions include replacing the chord with the (dominant) 7th chord (e.g., replace G with G7, D with D7, E with E7, Bm with Bm7, etc.)

“Viva La Vida” by Coldplay for Ukulele (Orig. Key Ab Major, Capo on 1st fret to play with CD) (4/4 Time)



/ 1 & 2 & 3 & 4 & / 1 & 2 & 3 & 4 & / 1 & 2 & 3 & 4 & / 1 & 2 & 3 & 4 &
 [C] [D] [G] [Em]

/[C] /[D] /[G] /[Em] x2

I used to /[C] rule the /[D] world, seas would /[G] rise when I gave the /[Em] word
 Now in the morning I /[C] sleep /[D] alone, sweep the /[G] streets I used to /[Em] own

/[C] /[D] /[G] /[Em] x2

I used to /[C] roll the /[D] dice, feel the /[G] fear in my enemy's /[Em] eyes
 Listen as the /[C] crowd would /[D] sing: "Now the /[G] old king is dead! /[Em] Long live the king!"
 One minute I /[C] held the /[D] key, next the /[G] walls were closed on /[Em] me
 And I discovered that my /[C] castles /[D] stand upon /[G] pillars of salt and /[Em] pillars of sand

[Chorus] I /[C] hear Jerusalem /[D] bells are ringing, /[G] Roman cavalry /[Em] choirs are singing
 /[C] Be my mirror, my /[D] sword, and shield, my /[G] missionaries in a /[Em] foreign field
 /[C] For some reason I /[D] can't explain, /[G] once you go there was /[Em] never, never an
 /[C] honest /[D] word, that was /[G] when I ruled the /[Em] world

/[C] /[D] /[G] /[Em] x2

It was the wicked and /[C] wild /[D] wind, blew down the /[G] doors to let me /[Em] in
 Shattered windows and the /[C] sound of /[D] drums, people /[G] couldn't believe what /[Em] I'd become
 Revolution- /[C] aries /[D] wait for my /[G] head on a silver /[Em] plate
 Just a puppet on a /[C] lonely /[D] string, oh /[G] who would ever want to be /[Em] king?

[Chorus]

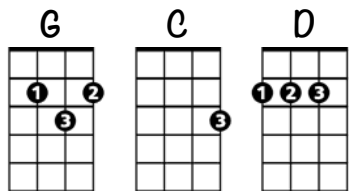
[Interlude]

/[C] /[Em] /[C] /[Em] /[C] /[Em] /[D] /[D]
 /[C] /[D] /[G] /[Em] x2
 (Ohhhhh Ohhh Ohhh)

[Chorus]

/[C(hold)] /[D(hold)] /[G(hold)] /[Em(hold)] repeat and fade out

"Old Time Rock and Roll" as performed by Bob Seger for Ukulele



(4/4 Timing, Original key is F# Major, tune down 1/2 step to play with CD)

Just take those old records /**[G]** off the shelf /**[G]** I'll sit and listen to 'em /**[C]** by myself
 /**[C]** Today's music ain't /**[D]** got the same soul, /**[D]** I like that old time /**[G]** rock and roll
 /**[D]** Don't try to take me to a /**[G]** disco, /**[G]** you'll never even get me /**[C]** out on the floor
 /**[C]** In ten minutes I'll be /**[D]** late for the door, /**[D]** I like that old time /**[G]** rock and roll

/**[D]** Still like that old time /**[G]** rock and roll, /**[G]** that kind of music just /**[C]** soothes the soul
 /**[C]** I reminisce about the /**[D]** days of old /**[D]** with that old time /**[G]** rock and roll /**[D]**
 (Instrumental)

/**[G]** /**[G]** /**[C]** /**[C]** /**[D]** /**[D]** /**[G]** /**[D]**

Won't go to hear them play a /**[G]** tango, /**[G]** I'd rather hear some blues or /**[C]** funky old soul
 /**[C]** There's only one sure way to /**[D]** get me to go, /**[D]** start playing old time /**[G]** rock and roll
 /**[D]** Call me a relic, call me /**[G]** what you will, /**[G]** say I'm old-fashioned, say I'm /**[C]** over the hill
 /**[C]** Today's music ain't /**[D]** got the same soul, /**[D]** I like that old time /**[G]** rock and roll

/**[D]** Still like that old time /**[G]** rock and roll, /**[G]** that kind of music just /**[C]** soothes the soul
 /**[C]** I reminisce about the /**[D]** days of old /**[D]** with that old time /**[G]** rock and roll /**[D]**
 (Instrumental)

/**[G]** /**[G]** /**[C]** /**[C]** /**[D]** /**[D]** /**[G]** /**[D]**

Still like that old time /**[G]** rock and roll, /**[G]** that kind of music just /**[C]** soothes the soul
 /**[C]** I reminisce about the /**[D]** days of old /**[D]** with that old time /**[G]** rock and roll /**[D]**
 Still like that old time /**[NC]** rock and roll, /**[NC]** that kind of music just /**[NC]** soothes the soul
 /**[NC]** I reminisce about the /**[NC]** days of old /**[NC]** with that old time /**[NC]** rock and roll /**[NC]**
 Still like that old time /**[G]** rock and roll, /**[G]** that kind of music just /**[C]** soothes the soul
 /**[C]** I reminisce about the /**[D]** days of old /**[D]** with that old time /**[G]** rock and roll /**[D]**
 Still like that old time /**[G]** rock and roll, /**[G]** /**[C]** /**[C]** /**[D]** /**[D]** /**[G]** (fade out)